















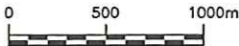



LEGENDE

-  Gemeentegrens
-  Deelgemeentegrens
-  Autosnelweg / gewestweg
-  Wegen
-  Spoorweg
-  Station
-  < 30m
-  30m - 40m
-  40m - 50m
-  50m - 60m
-  60m - 70m
-  70m - 80m
-  > 90m
-  Waterloop
-  Waterscheidingslijn

Bron: Gemeente Dilbeek + eigen verwerking

	
	Melboom 26 1500 Halle Tel: 02/371.02.50 Fax: 02/363.89.11 E-mail: info@daconsult.be